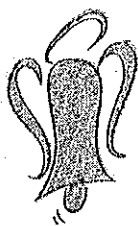


43rd Annual

Women of St. Sebastian Holiday Boutique & Luncheon

IT'S A WONDERFUL LIFE

Saturday, December 5th & 6th



BOUTIQUE TALK 2

2009

Angel Icon

The Boutique Angel Icon was designed to represent the idea expressed in the movie "It's a Wonderful Life," the theme of this year's boutique: Every time a bell rings an angel gets its wings.

We want to remind everyone who hears our bells ring at St. Sebastian Church of this message. It speaks to our boutique theme, but also of the greater message regarding the angels among us - spiritual and human. We have all encountered people in our parish whose actions are above expectations - we could call them angelic. This symbol reminds us of those angels among us and how they generously contribute to our parish community and enrich each of our lives.

The actual design of the icon is a bell, representing our church bell. The "wings" are in the shape of an S, one on each side, to stand for St. Sebastian.

BOUTIQUE is ...

a St. Sebastian holiday tradition since 1966. For 43 years family and friends look forward to "Boutique" always held on the first Saturday of December. Many think of it as the official kick-off to the Christmas season, others as a chance to spend holiday time with family before the rush begins. AND there is something for everyone to enjoy.

THE 2009 HOLIDAY BOUTIQUE BOOTHS

Craft Shoppe

Some of the unique items you can look forward to purchasing include paper candy boxes, gift card holders, folding photo books, fabric bags, folded tree napkins, button bracelets and earrings, furnace glass bracelets and earrings, silverware wind chimes, poinsettia snowflake ornaments and acrylic angel ornaments.

If anyone is making crafts items for Christmas, please consider making a few extra to donate to the craft booth. Contact Connie Holzinger at 414-873-1343 or mholzinger@execpc.com who would gladly accept your unique style of crafting.

Bailey's Sweets

Christmas baking is one Christmas tradition that keeps on giving. If you love to bake, Ann Hug (414-475-1053) and Kathy Moeschberger (414-774-0396) would love to hear from you. As you begin to start your ovens, bake a few extra cookies, breads or tasty treats and donate them to Bailey's Sweet Shoppe. Favorites include Christmas cookies, sweet breads, chocolate covered pretzels, homemade candies and bars.

Bakery Drop Off

Bakery drop off is all day Friday, Dec. 4 in the Church Hall no later than 7 P.M. Please mark your contribution with your name, phone number, item name, and whether your baked item contains nuts. If you would like your container returned, please also indicate that and put your name on the bottom of the container.

Other Baking Ideas

We'd love if you contributed the ever-popular Raspberry Razzle, an all-time Boutique favorite (recipe on page 3).

Share your traditional family recipes with your Sebs family. Include your children in the baking experience.

Most importantly, stop by and stock up on sweet delights for upcoming parties.

SATURDAY, DECEMBER 5TH

9:00 - 12:00	Shopping
12:30 - 1:30	Luncheon
1:30	Raffle
2:00	Shopping

SUNDAY, DECEMBER 6TH

After 8:00 & 10:30 Mass
Pancake Breakfast with Santa and Friends

Bedford Falls Café

In keeping with our *It's a Wonderful Life* theme, Jo Ann Stasiewicz (414-456-0299) and Judy Ballard (414-771-8952) will be brewing up a special treat at the Bedford Falls Café, featuring locally roasted Alterra coffee in decaf, light and hearty blends, purchased from our 8th graders. You can also enjoy hot cocoa, tea and bakery treats. Purchase a Christmas mug to enjoy your beverage as you walk the streets of Bedford Falls or just sit, relax and visit with friends.

Clarence's Personalized Ornaments

This is a must to begin or add to your CWSS Holiday Ornament Collection. This year angels and bells will ring in the holiday season. Feel in a craft mood and want to help make and paint ornaments? Please join us on Nov. 19 at 6 p.m. in the Church Hall, or contact Kathy Endrizzi at 414-475-5173 and she'll put your talents to good use.

Decorating Committee

We need your help! Please consider joining us as we transform the Church Hall into the streets of Bedford Falls. Call Mary Voell at 414-771-0806 for details.

Main Street RAFFLE

Here is a preview of the great prizes you can win: **\$200 Scrip; 3 Dr. Seuss Christmas trees; 4 Brewers tickets and a TGIF restaurant certificate; \$100 Gift certificate to the Harwood Hair Company.** We will have raffle tickets in the Nov. 22 and 29 bulletins. We can always use additional items. Contact Stephanie Netzel at 414-778-1678 or snetzel2@wi.rr.com.

Mary Bailey's Really Knit Stuff

There are comfort foods, and comfort hats, mittens, blankets, and sweaters. Hand knit and crocheted items bring pleasure to the creator and wearer alike. Do you like to work with yarn - then contribute your creations? Contact Mary Voell at 414-771-0806.

Casting Call for Hello Dolly Waiters

Our most gentlemanly waitstaff have **WOWED** us for years and at each event they bring holiday joy. Joy Kitzerow has the privilege of coordinating this very special parish army and if you'd like to join their ranks give her a call at 414-475-5995. No experience needed!

Going Green Treasures

Formerly Second Hand Rose

Think of this booth as the "Green" Christmas place to find that new, slightly used or re-gifted treasures. Small antiques are especially appreciated. Please drop off your donations at the Parish House. Contact Teri Duffy at 414-257-1884 for suggestions.

Lions & Tigers & Bears Toy Shoppe

Nothing is treasured more by children both young and old than wooden toys. See the wooden toys on display or contribute your own creation, or dusted off antiques. If you are skilled at making wooden toys, Mary Voell (414-771-0806) or Maddalena Stephenson (414-259-5012) would love your call.


SUNDAY, DECEMBER 6TH

9:00 - 12:00

FAMILY & FRIENDS DAY

PANCAKE BREAKFAST & KIDS HOLIDAY CRAFTS & SECRET SANTA WORKSHOP

Hosted by our St. Sebastian Girl Scout Troops and Families



RESERVATION NOTES

With all you do to make the holidays special for others, set aside a special holiday treat for yourself. If you have never attended Boutique, then make sure you put it at the top of your Christmas MUST list. Once you attend you'll make it a holiday tradition. The Saturday luncheon is by reservation. **Join others. Gather others. But join us on this special day.**

2009 Boutique Cost
\$20.00 Individuals
\$16.00 Seniors 60 & Over and Students

NEW THIS YEAR: You can make your reservation online through Pay Pal at www.stsebastianonline.net. For reservation information contact Eunice Frieseke at 414-771-0223. Please make your reservations by November 22.

Table Decorating Notes

1. Rectangular tables are 8 feet long.
2. The Church Hall will be open for decorators on December 4th from 9:00 a.m. to 9:00 p.m.
3. Let us know that you would happily decorate an extra table.
4. Also let us know that you are unable to decorate your table and need a volunteer to help.
5. Please ask those you have invited to donate bakery to be delivered on Thursday or Friday.

BOUTIQUE TO DO LIST

1. Mark your Calendar for the **BIG Day**.
2. Gather your table of 8 – 10. Invite mom, great aunt Gert, Gramma Harriett, your new neighbor and your long lost friend. Bring a new parishioners, pull together classrooms, book or card clubs.
3. Reservation form is on the reverse side.
4. Reservation Deadline is Monday, November 22nd.
5. Brainstorm creative table decorating ideas. Seeing the creative genius come alive is one of the Boutique highlights.

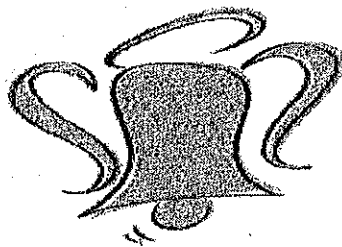
Raspberry Razzle

In Memory of Esther Cusatis

1 cup flour	2 (16 oz) pkgs. frozen raspberries
1 stick oleo (1/2 cup)	2 Tablespoons cornstarch
1/2 cup chopped nuts	6 Tablespoons raspberry Jello
8 oz. Cream cheese	3/4 cup powdered sugar
1 (12 oz) container Cool Whip	A 9 x 13 inch pan

Mix together flour, oleo and nuts: pat into a 9 x 13 inch pan. Bake at 375 degrees for 15 minutes; cool. To make first filling, mix cream cheese with powdered sugar until creamy. Add 1 cup Cool Whip from 12-oz container. Mix gently and place mixture on top of cooled crust. Refrigerate. For second filling, drain frozen raspberries. Use 2 cups juice (if a bit short, add water to make 2 cups). Save 1/2 cup juice. Heat the remaining 1 1/2 cups. Dissolve cornstarch in the 1/2 cup juice. Add to the heated juice and cook until it boils, stirring constantly. Add raspberry Jello and stir until dissolved. Cook mixture until it starts to thicken like syrup. Add the drained raspberries; mix and pour on top of cream cheese layer. Cool in refrigerator. Top with remaining Cool Whip before serving. This may be made the day before serving. The crust will stay crisp. Do not use the reduced calories cream cheese. Crust will become soggy.

Esther was a long time member of the parish and died in 1995. We remember her fondly for the many things she did for parish functions, especially her wonderful baking.



43rd Annual

Women of St. Sebastian Holiday Boutique

It's A Wonderful Life

St. Sebastian Church Hall

Luncheon Reservation Form



PERSON SUBMITTING FORM _____ Phone _____

If you are an individual submitting this form, please indicate the name of the person(s) you wish to sit with:

TABLE HOST _____ Phone _____

TABLE DECORATOR _____ Phone _____

	Name of Guest	\$20 / Individual or \$16 / Senior or Student	Bakery
1			
2			
3			
4			
5			
6			
7			
8			
9			
10			

For reservation information contact Eunice Frieseke at 414-771-0223.

Send this reservation form along with your payment to:

St. Sebastian Parish, 5400 W. Washington Blvd., Milwaukee, WI 53208 Attn: Boutique Reservations

The Boutique reopens after lunch until 2:00 for another opportunity to start or finish your shopping and visiting.